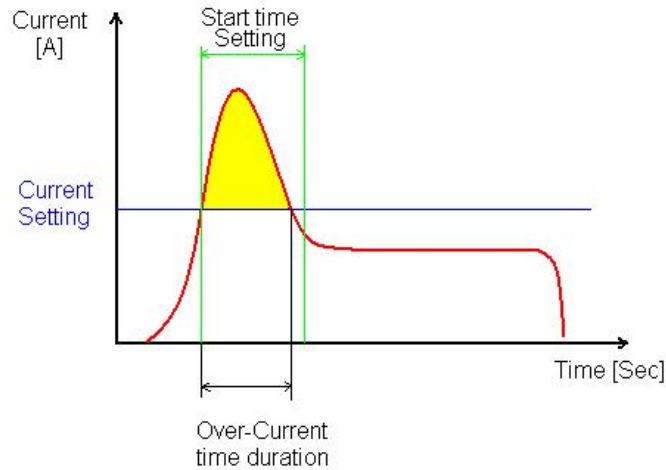


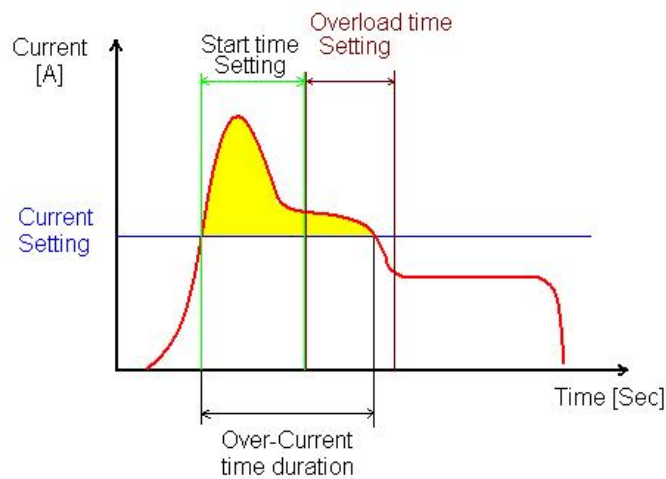
**RDA Electronics  
LOAD LIMITER  
Model: LL200**

**Parameters function description**



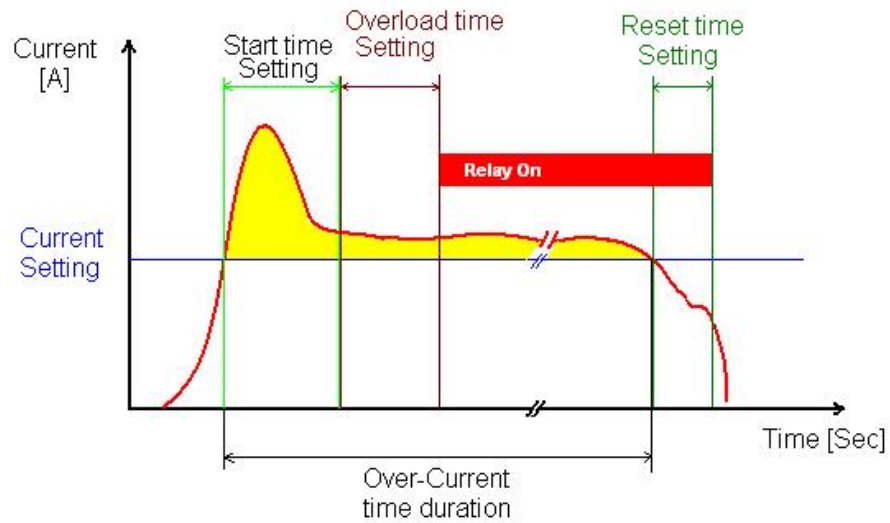
**Normal Condition:**

Over current accrued only because of motor start up inrush current, and the over current time duration is less than the Start time setting. After start up current drawn by motor remains less than the Current setting. In this condition there will be no relay activation.



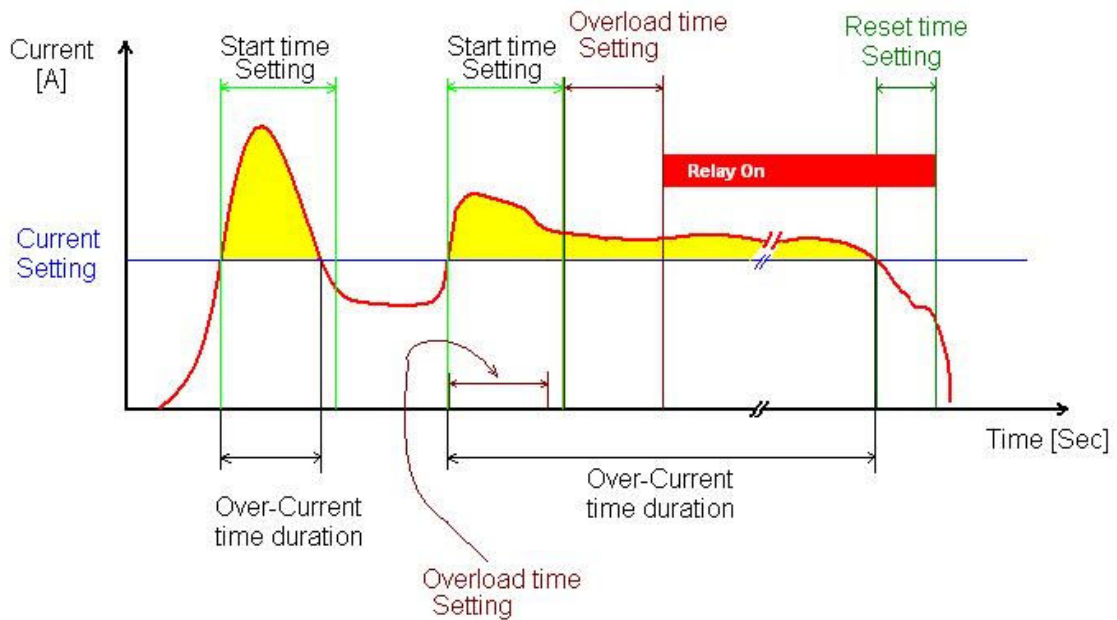
**Instantaneous Overload**

In this condition over current remains for period of time which is larger than the Start time setting but less than the sum of Start time and Overload time setting. In this condition relay will not be activated.



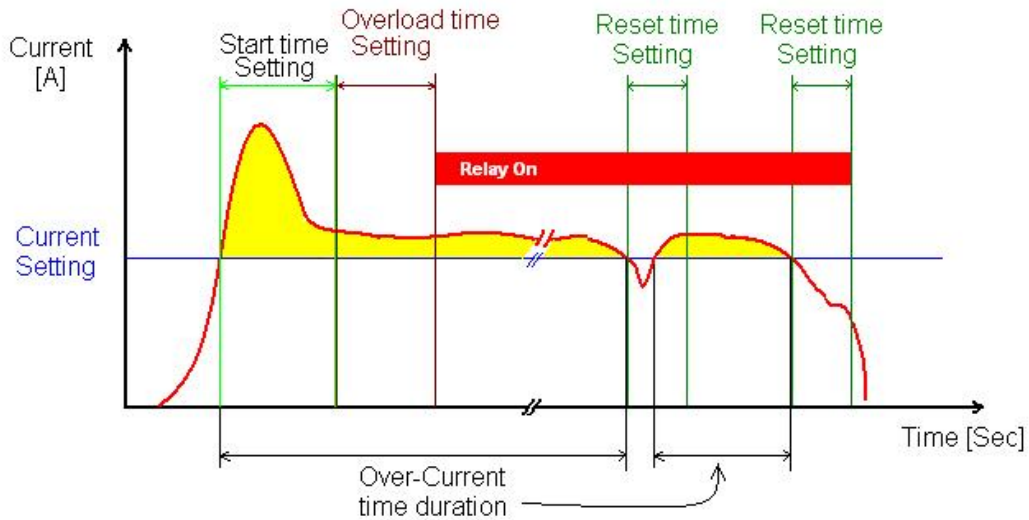
**Overload condition:**

If the motor current remains higher than the Current setting value for the time period longer than the sum of Start time and Overload time setting then the relay will be activated. In this condition as long as current stays higher than setting the relay remains activated. If the current drops less than the Current setting then relay remains activated for the time period of the Reset time setting and after that relay become deactivated.



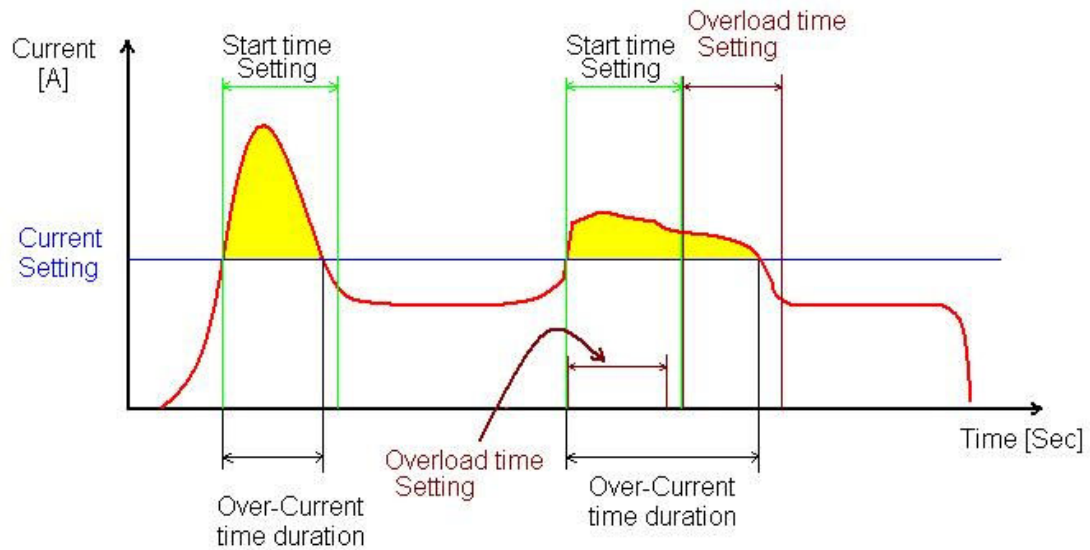
**Overload during operation**

If during the operation current increases higher than Current setting and remains high for the time period longer than sum of Start plus Overload time setting, then the relay will be activated.



**No reset condition**

After the relay become activated as long as over current exists, the relay remain activated, if current drops lower than the Current setting but does not remain low for the period longer than Reset time setting, then the relay will remains activated.



**No trip over-current**

If during the operation over-current does not remain for the time period of the Sum of Start plus Overload time setting, the relay will not be activated. Although over-current remains for the period longer than the Overload time setting but the relay will not be activated